

Positions Through Triangulating

01



02



02



04

05



06

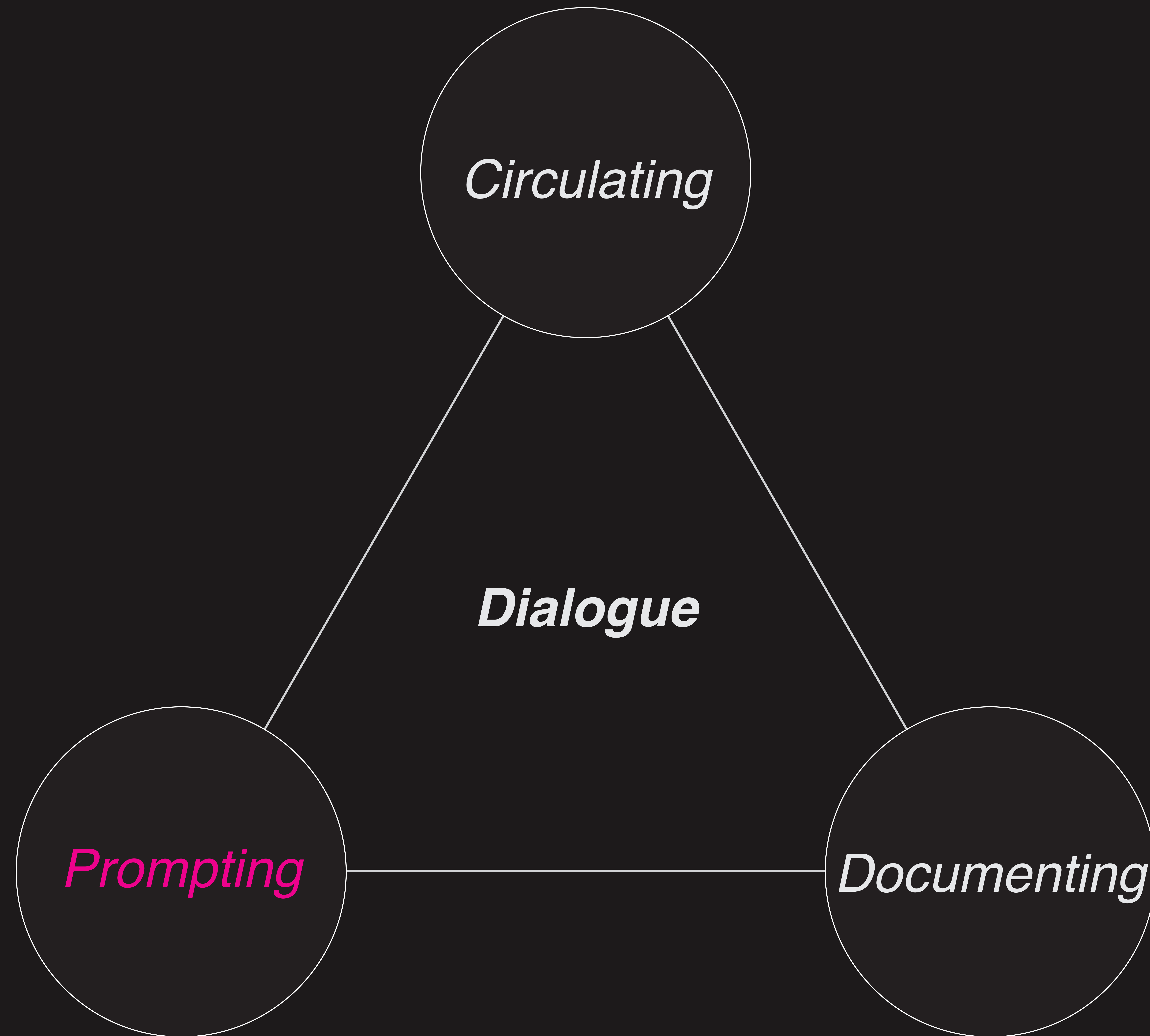


07



08





Unit2 Brief5

Positions through Triangulating

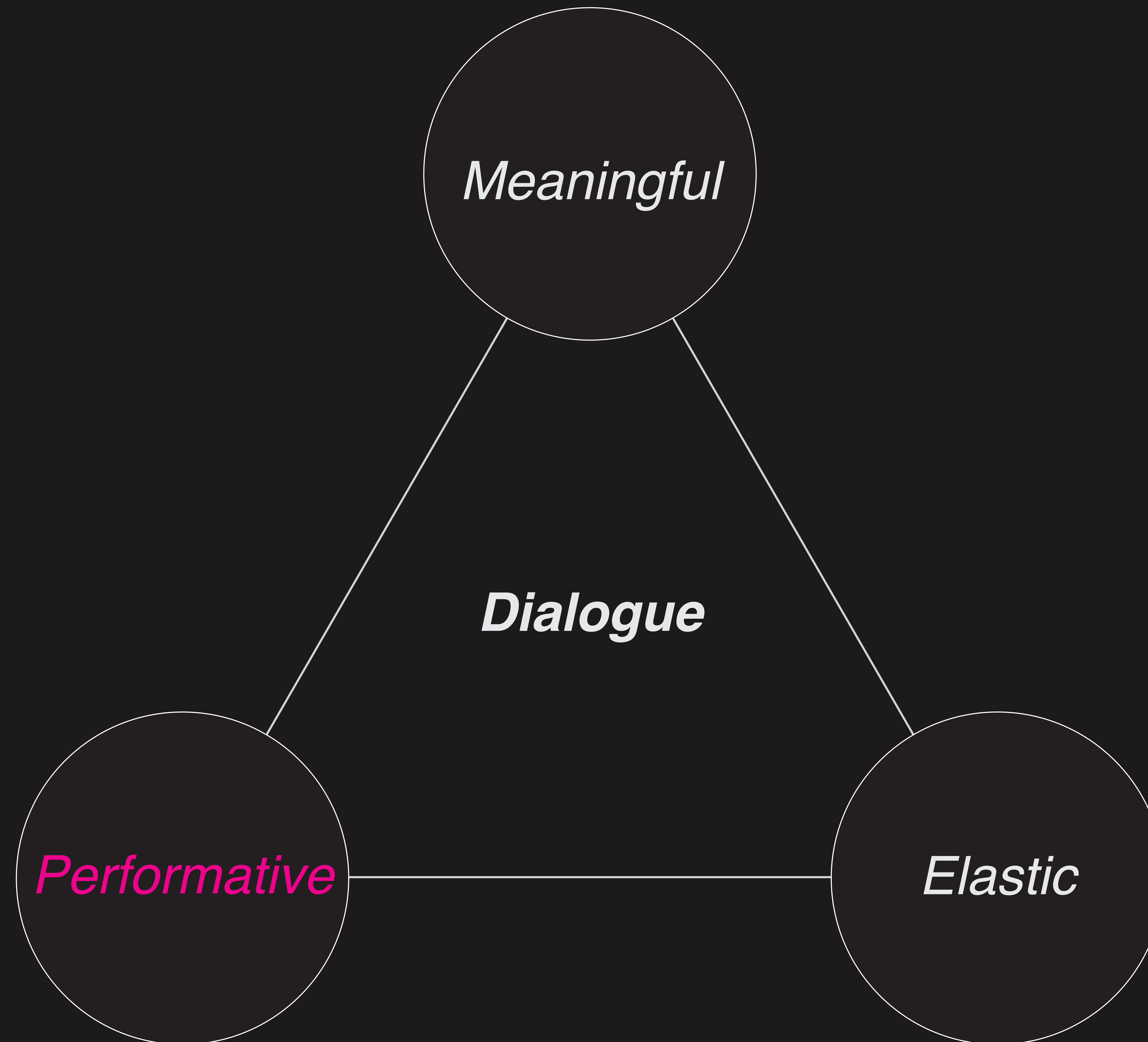
“ ...Waite chose Pamela as the illustrator for his visionary tarot deck and it seems that he gave her a list of ideas and symbols for the archetypal nature of the major arcana, and another list of ideas, which she developed into stories for the minor cards. For example, the suit of pentacles relates to the story of a wealthy family and the temptations that lie ahead, when materialism equates with power.”

Sarah Bartlett, Iconic Tarot Decks

Unit2 Brief5

Positions through Triangulating





Koko in 1999

Fleischer Studio, 1927

Steamboat Willie


Walt Disney Studio, 1928


The Skeleton Dance

Walt Disney Studio, 1929


Through the Mirror


Walt Disney Studio, 1936



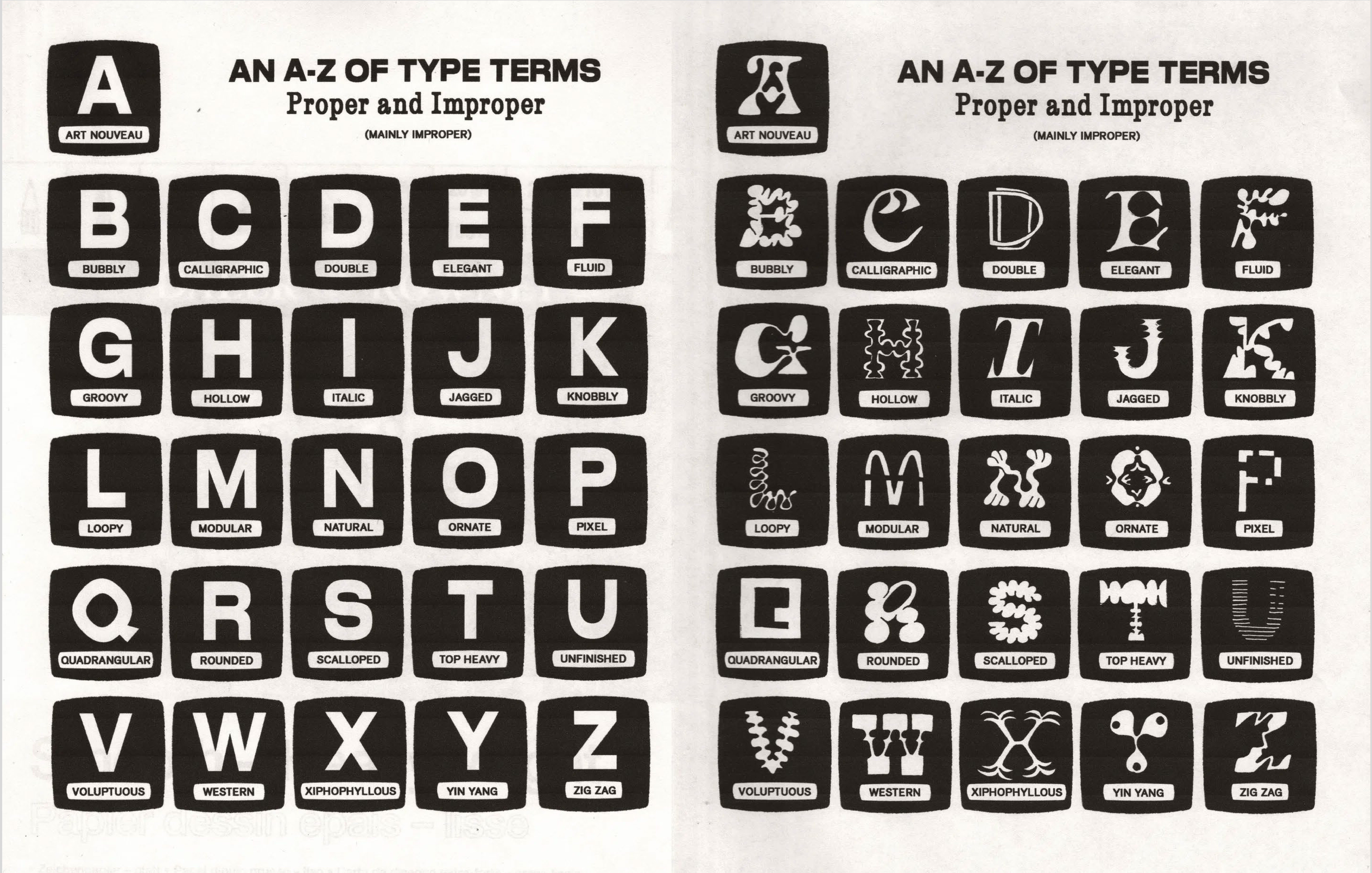


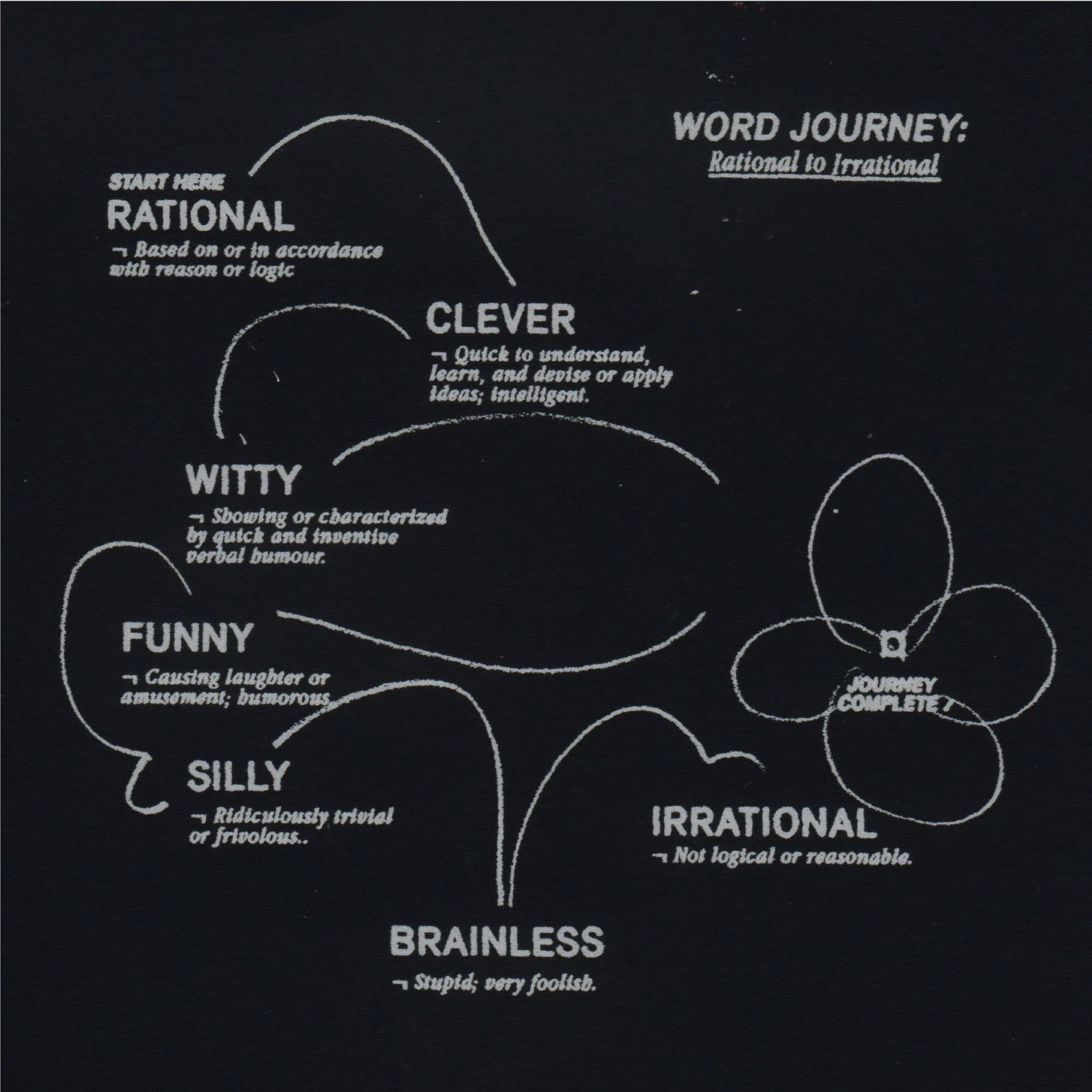






Anna Mills





Unit2 Brief5

Positions through Triangulating





Unit2 Brief5

Positions through Triangulating

“ ...an eclectic mish-mash of Hermeticism, Kabbalah, Freemasonry, Rosicrucianism, Greek mystery religion, Christian mysticism and astrology. In that, it reflects the late nineteenth century’s cultural passion for all forms of mystical thought, and in itself reflects what the Renaissance tarot was, too – a visual feast of all that we are and seek in life and beyond.”

Sarah Bartlett, Iconic Tarot Decks



Map for Pride Power '94

ADDED BY **Jackson Asbell** (4)
ON SEP 15TH, 2023

DATE	CREDITS	FORMAT
1994	designer unknown (37)	Flyer (84) Flyer/poster (25) Map (20) Print (78)
MEDIA	TECHNIQUES	DIMENSIONS
paper (717)	printing (109)	26 × 30 cm
LOCATIONS MADE	LINKS	
United States (304) New York (286)	equal.org... www.google.com... www.loc.gov... time.com... en.wikipedia.org...	

This graphic depicts a map for Pride Power '94, a 10 day festival of pride and spirit in New York City. This graphic utilizes an upside-down pink triangle, a symbol used by the Nazis in WWII to identify and label the tens of thousands of homosexuals imprisoned within concentration camps.

The triangle pictured maps the location of a pride festival happening in lower Manhattan, the location of the Stonewall Riots of June 1969. Stonewall marks a series of conflicts between LGBTQ+ citizens and the NYPD, climaxing at the riots in front of the Stonewall Inn in Greenwich Village, Manhattan. Following the riots, Gay pride festivals were held annually each June, and eventually the festivals spread internationally.

This particular image is significant when considering Queer Design as it provides an example of when symbols of oppression were reclaimed as a positive-reflection of the community they originally intended to harm. In this particular design, we see a symbol of hatred transformed to map out an area that will host thousands of LGBTQ+ festival-goers -- the same symbol that was used to mark a



SOURCE: WWW.LOC.GOV

Library of Congress

Unit2 Brief5

Positions through Triangulating

1. One found the images cute, one found them violent.
2. The style is a hook. But what is it hooking?
3. They are not sure what to do and from what perspectives should they look at the images.

How can performative statics images, along with coordinating mechanisms, be used as prompts to describe elusive feeling relating to anxiety

1. Continue collecting images of symbols from 1920s 1930s American animations and modify them, but in mass.

1.1 Other symbols from different culture, modern, pop culture as well as

2. Design a simple but complete mechanism (mini game), so that these images can be tested in conversations between two audiences.

3. Bigger variety of symbols under different modern culture influence, in performative images.

4. Association and communication

5. Forms of images vs mechanism

6. Co-telling a story.